


Print "and" Cut "and" Paste

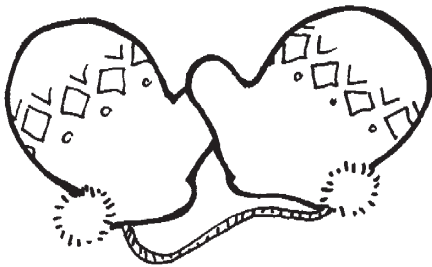
Print the word "and." Cut out each picture below.
Glue them next to their "go-together" pictures. Color the pictures.




and



and



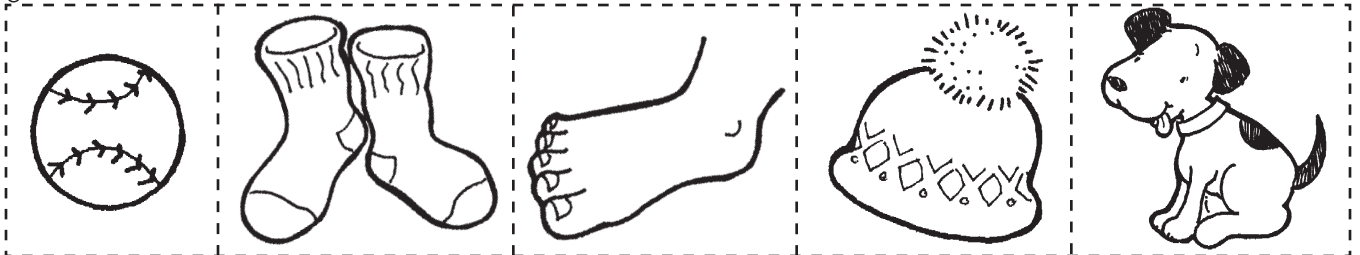
and



and



and

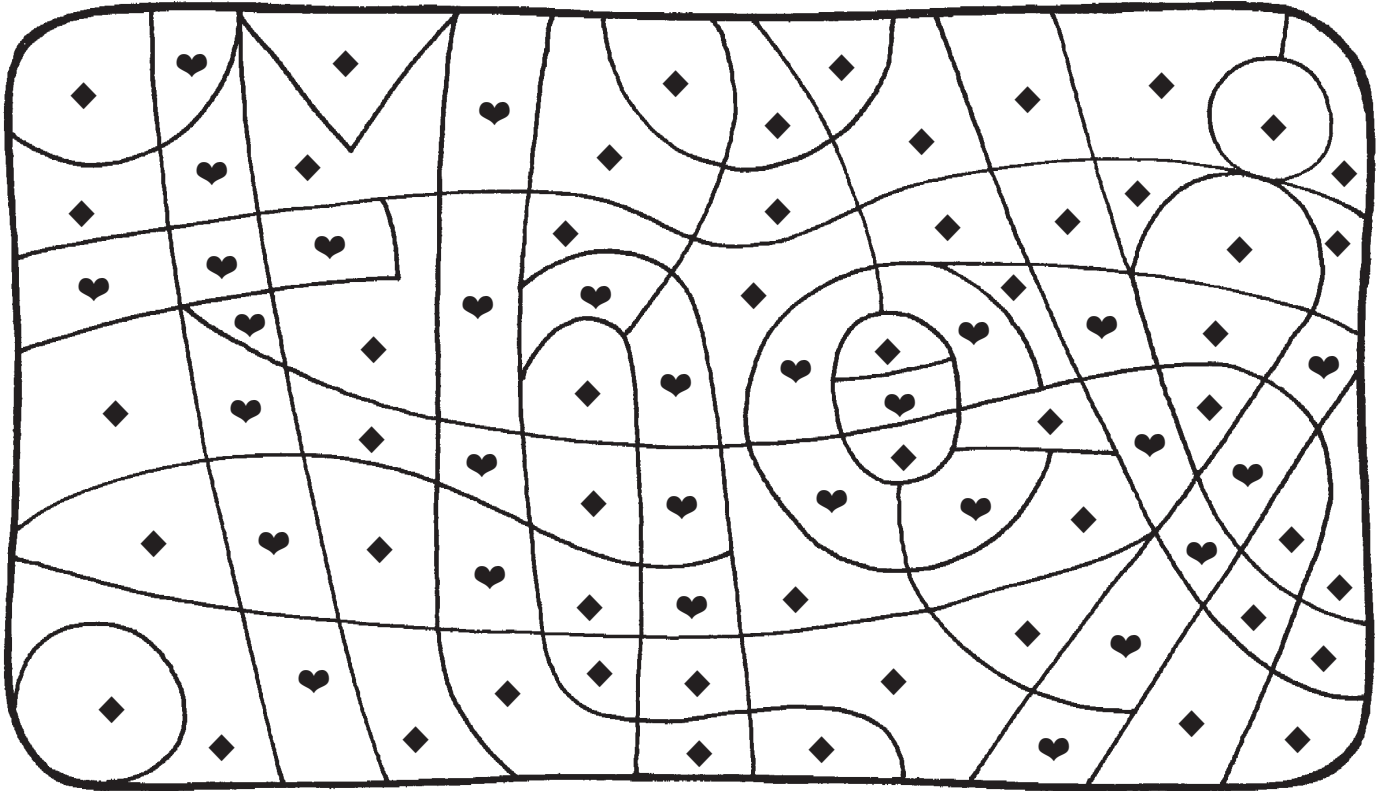


Name _____

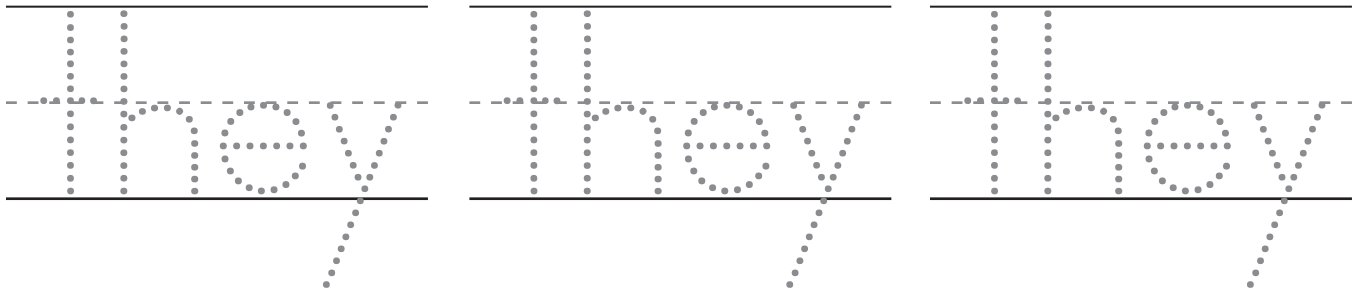
Date _____

Color Code

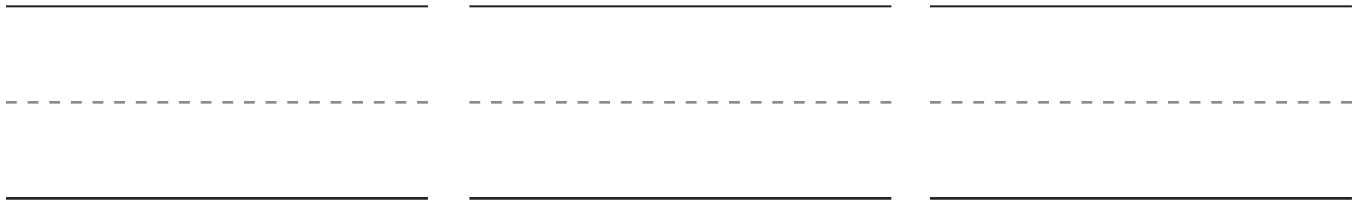
Color the sections with a "♥" red. Color the sections with a "♦" blue.



Trace the word "they."



Print the word "they."



Name _____

Date _____

Buried Treasure Code

Use the code to print the word "said." Color the jewels and treasure chest.

Three rows of treasure chest puzzles. Each row shows a chest with letters in shapes and corresponding blank shapes for coloring.

- Row 1: Chest with 'i' in a circle, 's' in a diamond, 'a' in a triangle, and 'd' in a square. Outside are blank diamond, triangle, circle, and square.
- Row 2: Chest with 'd' in a square, 'i' in a diamond, 'a' in a triangle, and 's' in a circle. Outside are blank circle, triangle, diamond, and square.
- Row 3: Chest with 'i' in a square, 'a' in a circle, 's' in a triangle, and 'd' in a diamond. Outside are blank triangle, circle, square, and diamond.

Trace the word "said."

Print the word "said."

said