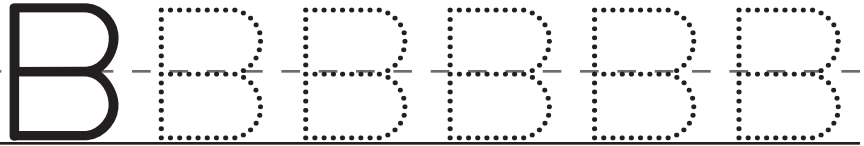
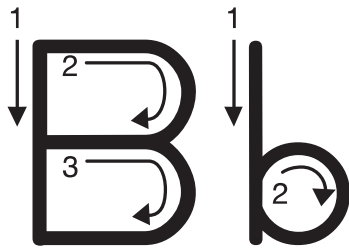


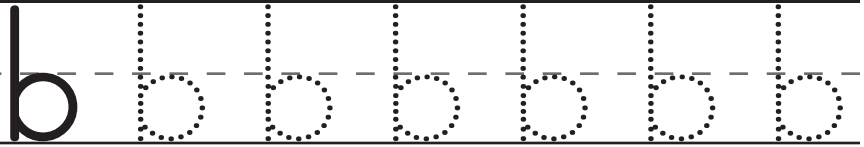
Name _____

Trace.

"Bb" looks like this:



Trace.



Circle the "Bb" letters.

B d b p b
B b D B d

Circle the letter "Bb" in each word.

Bill ball baby big
tab Bob bib Ben



Let's learn the /b/ sound.

"B" Vocabulary/Easy-to-Read Words

- baby
- ball
- bat
- be
- bear
- big
- bird
- boat
- box
- boy
- bus
- by

"B" Children's Literature

Babar Books by Laurent de Brunhoff
Bats by Gail Gibbons
Bear Snores On by Karma Wilson
Big Red Barn by Margaret Wise Brown
Bus Stop, Bus Go! by Daniel Kirk

"B" Project - Bubbles

Blowing bubbles is a fun way for children to learn the /b/ sound. Here is a good recipe for making your own bubbles: Mix ¼ cup glycerin, ½ cup water, and 1 tablespoon liquid detergent in a jar. Have the children use a bubble pipe or straw to blow bubbles.


"B" Rhyme - Baby



Baby's fingers. Baby's toes.
 Baby's head. Baby's toes.
 Baby's ears. Baby's eyes.
 Baby's arms. Baby's thighs.
 Little baby - Very sweet.
 Sound asleep. Not a peep.




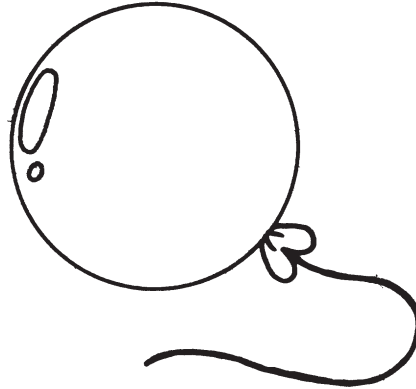

"B" Rhyme - Bounce

Bounce and catch,
 Bounce and catch,
 Bounce and catch the ball.
 Bounce and catch,
 Bounce and catch,
 Do not let it fall.



Name _____





Color the pictures that begin with the /b/ sound.



Name _____

Basketball B's

Directions: Cut out each basketball that has a picture that begins with the /b/ sound. Glue the basketballs on the basketball hoop.



Name _____

Review B, M, S
Directions: Circle the correct beginning sound.

1.




b m s

2.




b m s

3.




b m s

4.




b m s

5.



b m s

6.




b m s



Name _____


Review T, H, D
Directions: Circle the correct beginning sound.

1.




t h d

2.




t h d

3.



t h d

4.




t h d

5.



t h d

6.



t h d