




# Picture These Number Clues!







Directions: Use the picture key below to find out the numbers.  
Write the numbers on the lines.

**Key**

 = 100

 = 10

 = 1

<p><b>A.</b></p>  <p style="text-align: right; margin-right: 50px;"><u>346</u></p>	<p><b>B.</b></p>  <p style="text-align: right; margin-right: 50px;">_____</p>
<p><b>C.</b></p>  <p style="text-align: right; margin-right: 50px;">_____</p>	<p><b>D.</b></p>  <p style="text-align: right; margin-right: 50px;">_____</p>
<p><b>E.</b></p>  <p style="text-align: right; margin-right: 50px;">_____</p>	<p><b>F.</b></p>  <p style="text-align: right; margin-right: 50px;">_____</p>

Directions: Write the numbers shown above in order on the lily pads.









least
greatest

# Less and More

Directions: Write the missing numbers on the lines.



**10 Less**

**10 More**

A. \_\_\_\_\_ 14 \_\_\_\_\_

B. \_\_\_\_\_ 95 \_\_\_\_\_

C. \_\_\_\_\_ 105 \_\_\_\_\_

D. \_\_\_\_\_ 255 \_\_\_\_\_

E. \_\_\_\_\_ 903 \_\_\_\_\_

**50 Less**

**50 More**

F. \_\_\_\_\_ 50 \_\_\_\_\_

G. \_\_\_\_\_ 100 \_\_\_\_\_

H. \_\_\_\_\_ 250 \_\_\_\_\_

I. \_\_\_\_\_ 400 \_\_\_\_\_

J. \_\_\_\_\_ 650 \_\_\_\_\_

**100 Less**

**100 More**

K. \_\_\_\_\_ 100 \_\_\_\_\_

L. \_\_\_\_\_ 307 \_\_\_\_\_

M. \_\_\_\_\_ 562 \_\_\_\_\_

N. \_\_\_\_\_ 729 \_\_\_\_\_

O. \_\_\_\_\_ 813 \_\_\_\_\_

P. \_\_\_\_\_ 603 \_\_\_\_\_

Q. \_\_\_\_\_ 884 \_\_\_\_\_

