


Astronauts and Aliens

Theme: Space

Skill: Rhyming words

Preparation:

1. Make one copy of the spaceship patterns (page 14). Color as desired. Cut out the spaceships along the dashed lines. Laminate each ship separately and trim.
2. Make one copy of both the astronauts and aliens patterns (pages 15–16). Color as desired. Cut out the figures along the dashed lines. Laminate each figure separately and trim.



Assembly:

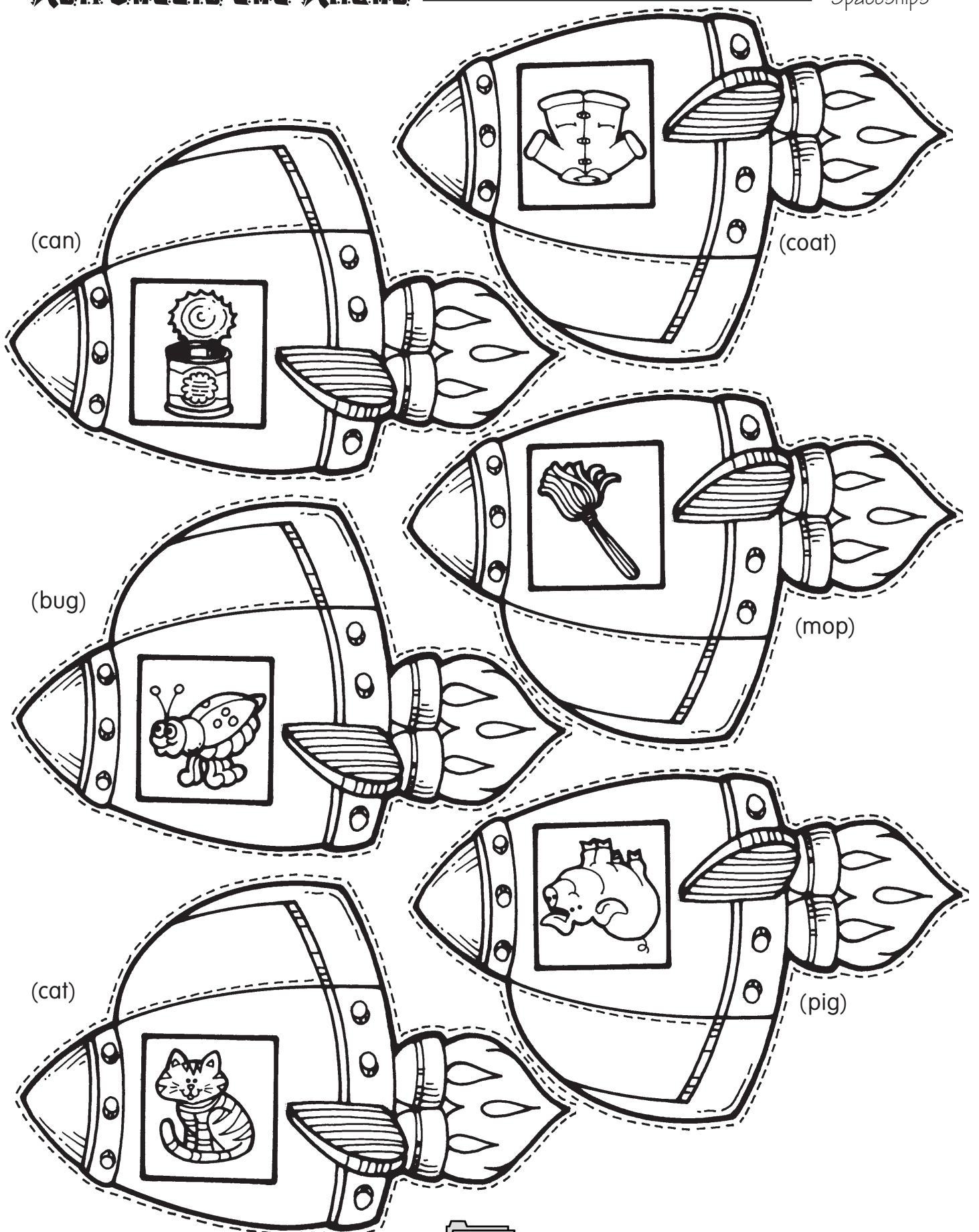
1. Glue the laminated spaceships to the inside of a file folder as shown above. Glue only along the outside edges of each spaceship, leaving the center free of glue.
2. Attach a file folder name tag and the “To Play” instruction box on the outside of the file folder as shown on page 5.
3. Laminate the entire file folder. Trim around the edges.
4. Use a craft knife to create pockets. Carefully cut a slit through the laminate along the dashed line on each spaceship. Be sure not to cut through the file folder itself.
5. Place all of the astronauts and aliens in a quart-sized plastic zippered bag. Label the bag with a name tag and attach to the front of the file folder.


To Play:

- Look at the picture on each spaceship. Think of the name for the object.
- Find the astronaut or alien with a picture whose name rhymes with the first picture and place it in the matching spaceship.


Astronauts and Aliens

Astronauts and Aliens







(wig)




(hat)




(man)



(goat)



(top)



(rug)

