


Name _____









My Robot



Directions for the teacher: Each child will need a copy of this page and crayons. The teacher should say to the children: "I would like you to listen carefully and do exactly what I ask you to do to the picture of the robot." **1.** Print your name on the line. **2.** Color the robot's shoes purple. **3.** Color the robot's hands green. **4.** Color the robot's nose blue. **5.** Color the robot's arms red. **6.** Give the robot a red mouth. **7.** Color the robot's helmet orange. **8.** Draw a moon in the sky. **9.** Draw a spaceship in the sky. **10.** What do you think this robot likes to eat? Draw a picture of this food on his square stomach.

(visual discrimination)

Connect the Fish



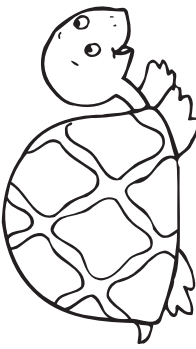



Name _____

Directions for the teacher: Each child will need a copy of this activity and a pencil or crayons. The teacher should instruct the children to do the following: 1. Print your name on the line. 2. Look carefully at all the fish. The fish have scales that are different. 3. Take your pencil and draw a line to match the fish that have the same scales.

(visual discrimination)

Connect the Turtles



Name _____

Directions for the teacher: Each child will need a copy of this activity and a pencil or crayons. The teacher should instruct the children to do the following: 1. Print your name on the line. 2. Look carefully at all the turtles. The turtles shells have different patterns. 3. Take your pencil and draw a line to match the turtles that have the same shells.

Name _____

Where Are My Toys?




Directions for the teacher: Each child will need a copy of this page and crayons or a pencil. The teacher should instruct the children to do the following: 1. Print your name on the line. 2. This is a picture of a child's room. It is very messy. The little boy has lost some of his toys and you need to help him find those toys. 3. Look very carefully and color all the toys that are hidden in the picture. 4. To help you, this is a list of the toys he cannot find: wagon, teddy bear, kite, ball, paints and paintbrush, truck, and a sailboat.

(auditory memory—2-step directions)



Name _____

Spish & Splash




Directions for the teacher: The children will need a copy of this activity, crayons, and a pencil. The teacher should instruct the children to do the following: **1.** Print your name on the line. **2.** Look at the penguins. They look the same. Let's make them look different. **3.** On one penguin, draw a heart. Color another penguin red.



(auditory memory—2-step directions)

Name _____

Sunflowers







Directions for the teacher: The children will need a copy of this activity, crayons, and a pencil. The teacher should instruct the children to do the following: **1.** Print your name on the line. **2.** Look at the three sunflowers. They look the same. Let's make them look different. **3.** Draw a bumble bee on one flower and color another sunflower yellow.



Name _____

The Parade



Directions for the teacher: Each child will need a copy of this page, crayons, scissors, glue, and another sheet of paper. The teacher should instruct the children to do the following: **1.** Print your name on the paper. **2.** Everyone should look at the teacher and listen very carefully. The teacher should explain that she is going to read the story once. After listening to the story, the children are to cut out the animals and glue them in order. **3. THE STORY: An animal parade was coming to town! Everyone was so excited to see the animals. Here comes the parade. A small duck led the parade. The duck was followed by a big dinosaur. After the dinosaur came a dancing horse. And finally, at the end was a slow moving hippo. Everyone cheered for the animals.** **4.** When the children have finished, read the story again so they can check their work.