







Down on the Farm

Directions: Look at the pictures and numbers below. Write the number words.


6 six 


8 eight 


7 seven 


9 nine 


10 ten



6 _____


8 _____

7 _____

9 _____

10 _____

Circles and Ovals

A circle  is a round shape.


Trace the circles.



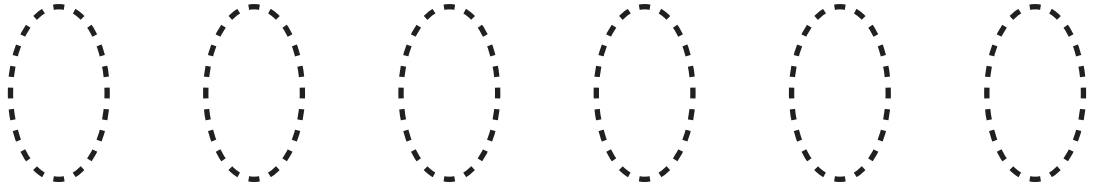
1. Color the objects that are in the shape of a circle. _____




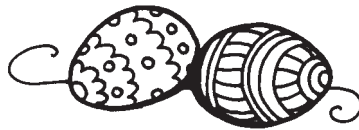

2. Draw 5 circles of your own here. _____

An oval  is a round shape, but it is longer than a circle.

Trace the ovals.



3. Color the objects that are in the shape of an oval. _____




4. Draw 5 ovals of your own here. _____


Which Holds More?

Directions: Look at each set of pictures. Circle the object that holds more liquid.

1.

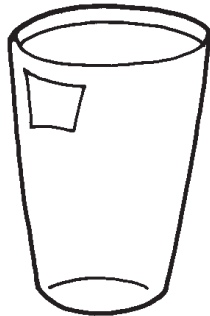


bathtub




swimming pool

2.




glass




mug

3.




fishbowl



aquarium

4.



bucket



bottle

Nickels in a Piggy Bank


A nickel is worth five cents.



1 nickel = 5¢

Directions: Count the number of nickels in the piggy bank.

Hint: When counting the value of nickels, count by 5s. For example, 5 nickels = 25¢



1. Number of nickels in the piggy bank: _____ = _____ ¢

2. Number of nickels on the page: _____ = _____ ¢