


Consonant Blend "bl" Story

**Blake,**  
**the Weatherman**




1




Blake looked at the blimp.  
There was a blot on the blimp.

2



The blot meant that a blizzard  
was going to blow into town.

3



The blizzard could block the road.  
Things looked bleak!

4




The blizzard blew in with a blast!

5



Blake was blown into the blinds.

6



The blizzard blew away.  
Blake was left black and blue.

7

**Notes to Teachers and Parents**

**DIRECTIONS TO MAKE THE BOOK:** Copy the storybook for each student. Color and cut out along the dotted lines. Staple the pages together in numerical order.

**BEFORE READING** .....  
1. Read the following list of "bl" words that appear in the story:

- Blake, blimp, blot, blizzard, blow, block, bleak, blew, blast, blown, blinds, black, blue.**

2. Review any unfamiliar words in the story.

**AFTER READING** .....  
1. Discuss the story. What "bl" words do the students remember?

2. Look through the story, then find and circle each "bl."

**MORE "BL" ACTIVITIES** .....  
1. Blow painting: Place paper in a 13" x 9" cake pan. Drop tempera paint onto the paper. Using a straw, "blow" the paint to create an interesting design.

2. On a blackboard, or using black paper, draw a blizzard with white chalk.

8